

Owned by the
Members We Serve

BROWN-ATCHISON
ELECTRIC COOPERATIVE

NEWS



Brown-Atchison Electric Co-op, Inc.

Board of Trustees

Kevin Gigstad
President

Kevin Compton
Vice President

David Hinton
Secretary

Sharan Kerl
Trustee

Dean Miller
Treasurer

Brent Nelson
Trustee

Daryl Sales
Trustee

Joe Taliaferro
Trustee

Gregory Tanking
Trustee

Staff

Michael Volker
General Manager

Contact Us

P.O. Box 230, 1712 Central

Horton, KS 66439

Phone: 785-486-2117

After hours: 785-486-3341

www.baelectric.com

FROM THE MANAGER

Electricity “End-Uses”

Many years ago, I lived in North Carolina. My neighborhood was an all-electric neighborhood — meaning electricity was the energy used for cooking, water heating, and “space conditioning” (heating and cooling). In late February following what turned out to be the coldest December ever measured in Raleigh, North Carolina, I watched curiously as my next-door neighbor frustratingly put his dining room chandelier with incandescent lightbulbs in the trash can. I was out working in my yard getting it ready for spring and asked “Willie, what are you doing?” He informed me that he had a \$600 electric bill from his usage in December and he was getting rid of all the inefficient incandescent lights in his house and replacing them with

fluorescent fixtures to solve his big electric bill problem.

Unfortunately for Willie, lighting was not the big electricity hog in his house then and is even less so in homes today. In fact, lighting accounts for less than 10% of residential electricity consumption according to the Residential End-Use Consumption Survey (RECS) — a product of the Energy Information Administration (EIA) of the U.S. Department of Energy.

So, what are the biggest uses for electricity in the home? According to the RECS study, the biggest use for electricity in the home is heating and air conditioning. “Space conditioning” represents roughly one-third of all the electricity consumed in the average



Michael Volker

Continued on page 12B ►

ENERGY EFFICIENCY Tip of the Month

This planting season, include energy efficiency in your landscaping plans. Adding shade trees around your home can reduce surrounding air temperatures as much as 6 degrees. To block heat from the sun, plant deciduous trees around the south side of your home. Deciduous trees provide excellent shade during the summer and lose their leaves in the fall and winter months, allowing sunlight to warm your home. **SOURCE: WWW.ENERGY.GOV**





**IT'S NOT A SUGGESTION.
IT'S THE LAW.**

Life is fast paced, but speeding or multitasking in a work zone is not worth losing your life or taking someone else's.

To help save lives and reduce injuries, follow orange sign directives every time you approach a work zone.

2020 Work Zone Statistics*

CRASHES AND INJURIES

102,000 Estimated total crashes
44,000 Estimated injuries

FATALITIES

857 Total fatalities
244 Fatalities involving commercial motor vehicles

PEDESTRIAN FATALITIES IN WORK ZONES

105 Pedestrians (non-workers)
51 Pedestrian workers

Do your part to help everyone return home safely. **THE ORANGE SIGN IS MEANT FOR EVERYONE.**

*MOST RECENT DATA AVAILABLE
SOURCES: NATIONAL WORK ZONE AWARENESS WEEK (NWZAW.ORG), NATIONAL WORK ZONE SAFETY INFORMATION CLEARINGHOUSE, AMERICAN TRAFFIC SAFETY SERVICES ASSOCIATION

Electricity “End-Uses”

Continued from page 12A ▶

home. This doesn't include the fans, blower motors or other air handling equipment. And of course, space conditioning electricity consumption is heavily concentrated in the extreme cold or warm months when the need for heating and cooling is much greater.

According to RECS, other major uses of electricity in the home include water heating (14%), refrigeration (7%), televisions and related (7%), clothes washing and drying (7%), miscellaneous plug loads (13%), and all other uses (9%). Worth noting — miscellaneous plug loads is the most rapidly growing end use for electricity in the home. It makes sense to me, since I hardly have a receptacle anymore without something plugged into it.

Keep in mind that EIA is just looking at the average end-use electricity consumption in the home. Many homes may utilize a different fuel source for heating (propane or natural gas for example). These homes would likely use less electricity while an all-electric home would use more than the average

for space conditioning. Further, homes that are well-insulated and sealed have much less heat loss or gain — greatly reducing the need for heating and cooling. In fact, the best bang for the buck to save on utility bills by far is to make sure your home has adequate insulation and has well caulked windows, door frames, or other areas where the indoor comfort can leak into the outdoors. Finally, individual behavior and preferences also influence the end-use consumption of electricity in the home.

Perhaps if Willie had known what had caused his electric bill to spike so badly, he may not have been so quick to tear out his beautiful chandelier and instead would have focused on ways to use less electricity for heating and cooling. Here at Brown-Atchison Electric Cooperative, we are happy to help you understand your end-use consumption of electricity. After all, you can't begin to save it unless you know how you consume it!

From all of us here at Brown-Atchison Electric — Happy Spring!

**Dig Smart.
Dig Safe.**

 **Call Before You Dig.**



Before you dig, **call 811** or **visit www.KansasOneCall.com** to have a professional locator mark underground utility lines.

When you call before you dig, you'll prevent unintended consequences such as injury to you or your family, damage to your property, utility service outages to the entire neighborhood and potential fines and repair costs.



SAFETY TIP

The orange work zone sign is not a suggestion, it's the law. Slow down, move over, and use extra caution in work zones. Do your part to help everyone return home safely.

Tips on Protecting Gardens During Storm Season

BY EMILY HALSTEAD, K-STATE RESEARCH
AND EXTENSION NEWS MEDIA SERVICES UNIT

K-State horticulture expert shares how to help gardens through severe weather

Storm season can be stressful for many reasons, but for Kansas gardeners, protecting their plants is a priority.

With Kansas' storm season in full swing, Kansas State University horticulture expert Ward Upham has tips on how to protect and recover gardens from severe weather damage.

"We are entering storm season and various areas of the state will likely have high winds, excessive rainfall and hail," Upham said.

Below are Upham's recommendations for the following conditions:

Heavy Rain

"The force of rainfall pounding on the soil can result in a thick crust that prevents seed emergence and partially blocks oxygen from reaching roots," Upham said. Correcting this issue is as easy as lightly scraping the soil surface after it has dried. Upham cautions deep tiling as it could damage young, tender roots.

Standing Water

"Standing water cuts off oxygen to the roots, which can result in plant damage if it doesn't drain quickly enough," he said. Plants can sometimes handle 24 hours of standing water, but hot weather following the rainfall can cause

the water to become hot enough to "cook" the plants.

"There isn't much that can be done about this unless a channel can be cut to allow the water to drain," Upham said.

Hail Damage

Hail damaged plants should recover quickly as long as only the leaves were damaged. If stems and fruit were damaged the situation may become more serious. "The plant can recover from a few bruises, but if it looks like the plants were mowed down by a weed whip, replanting is in order," Upham said.

Leaning Plant

"Either wind or water can cause plants to lean," Upham said "They should start to straighten after a few days." He does not recommend trying to bend them back as the plants often break easily.

Upham and his colleagues in K-State's Department of Horticulture and Natural Resources produce a weekly Horticulture Newsletter with tips for maintaining home landscapes. The newsletter is available to view online or can be delivered by email each week.

Interested persons can also send their garden- and yard-related questions to wupham@ksu.edu, or contact your local K-State Research and Extension office.

REMEMBER TO LOOK UP WHEN OPERATING LARGE EQUIPMENT

Millions of workers operate large equipment every day. Examples include cranes, dump trucks, farm equipment, bucket trucks, hydraulic lifts and cement trucks. If the equipment you are operating raises or extends, make sure you follow OSHA's rules for the minimum approach distance to power lines.

- ▶ **IF YOU PLAN TO WORK WITHIN 20 FEET OF A POWER LINE,** contact the electric utility in advance to deenergize the line. On the farm, examples include loading, unloading or moving/relocating a grain bin within 20 feet of an overhead line.
- ▶ **ALWAYS USE A SPOTTER NEAR OVERHEAD POWER LINES.** A spotter's view from the ground provides a better vantage point than what you can see from the cab.
- ▶ **IF YOUR EQUIPMENT TOUCHES A POWER LINE OR UTILITY POLE,** stay in the cab, call for help and alert others to stay away until utility crews deenergize the power. Only exit the cab if it's on fire and do so by jumping clear, landing with both feet together and hopping away with feet together.
- ▶ **DO NOT OPERATE A HYDRAULIC/SCISSOR LIFT NEAR AN OVERHEAD POWER LINE.**




LEARN MORE AT SAFEELECTRICITY.ORG

SPRING EFFICIENCY WORD SCRAMBLE

Did you know there are several ways you can save energy during spring months? Read the efficiency tips below and unscramble the **bolded** letters to reveal how you and your family can save energy during springtime.

Don't forget to check your work in the answer key below!



Sealing air leaks around doors and **diwwson** saves energy and keeps your home comfortable.

LED **hlgist** typically use 75% less energy than traditional incandescent lightbulbs.

Unplug devices and electronics that consume energy even when they're not in use, like phone **scragher**.

Planting shade **esrte** around your home can block unwanted heat from the sun.

Ceiling fans cool people, not rooms. Turn them off when you leave the room to save **yengre**.

Answer Key: 1. windows 2. lights 3. chargers 4. trees 5. energy